



Navigating College with a 504 Plan or an IEP

Terese Sullivan
School Counselor/Transition Specialist
Adlai Stevenson High School



High School vs. College

- ▶ No IEP
- ▶ Working under ADA and 504 regulations
- ▶ Pay for services in some cases
- ▶ Students *must* self identify to receive services
- ▶ Parents have no access without student consent



Preparing your son/daughter

- ▶ Understand the disability and needs
- ▶ Awareness of social/emotional needs and supports
- ▶ Understand the student's strengths and how he/she learns best
- ▶ Learn strategies that are beneficial
- ▶ Practice advocating skills in high school
- ▶ Know your rights!





Similarities & Differences in Application Process




Admission Factors

- ▶ Test Scores
 - www.fairtest.org
- ▶ Transcript
 - Meet Course Requirements
 - Grade Pattern
 - Strength of Curriculum
- ▶ Essays
 - Information and Insight
 - Writing Ability
 - Special Considerations/Circumstances
- ▶ List of Activities
- ▶ Counselor and Teacher Recommendations
- ▶ Additional Application for Full Service Programs



Similarities in College Process

- ▶ The Right Fit
- ▶ Consider the same basic factors as general education students
- ▶ Visit – (include disability services office)
- ▶ The same application process and deadlines
- ▶ Entrance requirements must be met
- ▶ Apply to the college FIRST



Differences in College Process

- ▶ Investigate accommodations/support
- ▶ Write an additional personal statement/essay
- ▶ Visit Disability Services offices
- ▶ Understand changes in the law
- ▶ Have IEP or 504 Plan copied and available
- ▶ Have most recent re-evaluation and medical notes available



Choosing the “Right” College For You

- ▶ Decide what is important to you



Main Factors

- 2 or 4 Year
- Cost
- Major
- Size
 - Class size
 - Teacher/Student Ratio
- ▶ Location
 - Access to home
 - Small town
 - Access to a city
 - Access to hospital
 - Commuter/Residential



Programs vs. Services

- ▶ Case Management Model – Schools work on an individual basis with students to insure success.
- ▶ Services Model – School provides appropriate accommodations for students based on their needs.
- ▶ Health and Counseling Center(s)
- ▶ Alternative Programs
- ▶ VISIT!!!!!!!!!!




Applying for Accommodations

- ▶ After Acceptance at one institution
- ▶ Student Initiated Process
- ▶ Interview with DSO Personnel (phone or in person)
- ▶ Provide Documentation (Varies by Institution)
- ▶ Process repeated each semester



Successful Transition

- ▶ Self-Advocate and Demonstrate Ownership
- ▶ Disclose
- ▶ Apply for and Use Accommodations
- ▶ Understand Nature of Disability and Reasons for Accommodations (interview question)
- ▶ Utilize Supportive Relationships



We are here to help!

- ▶ CHOICES Website

www.postsecondarychoices.org

- ▶ Case Managers
- ▶ Counselors
- ▶ College Admission Representatives
- ▶ Disability Support Personnel at Colleges
- ▶ College Health and Counseling Center
- ▶ Parents

